

Subsidized Schools

Provident Fund

Annual Report

2024

OTHER INFORMATION

Funds Section Education Bureau

Mr HEUNG Chi-yan, Bryan
Senior Accounting Officer
Room 1517, 15/F Wu Chung House
213 Queen's Road East
Wanchai
Hong Kong

Secretary

Ms CHENG Kit-ye, Ivy
Education Officer
School Administration Division
Education Bureau
5/F, East Wing, Central Government Offices
2 Tim Mei Avenue
Tamar
Hong Kong

Treasurer

Mr YIU Chung, Patrick
Assistant Director of Accounting Services
The Treasury
20/F, Treasury Building
3 Tonkin Street West
Cheung Sha Wan, Kowloon
Hong Kong

Auditor

Prof LAM Chi-yuen Nelson, JP
Director of Audit
6th Floor, High Block
Queensway Government Offices
66 Queensway
Hong Kong

CONTENTS	PAGE
Foreword	1
Board of Control	4
Investment Sub-committee	7
Chairman's Report	9
Treasurer's Report	11
Number of Contributors (2015 – 2024)	17
Dividend Declared and Investment Return (2015 – 2024)	18
Net Assets (2015 – 2024)	19
Spread of Net Assets	20
Report of the Director of Audit	21
Balance Sheet	24
Income and Expenditure Account	25
Reserve Fund	26
Statement of Changes in Net Assets Available for Benefits	27
Statement of Cash Flows	28
Notes to the Financial Statements	29

FOREWORD

The Fund

The Subsidized Schools Provident Fund (the Fund) is governed by the Subsidized Schools Provident Fund Rules (Fund Rules) made under section 85 of the Education Ordinance (Cap. 279). The Fund is a defined contribution retirement scheme established to provide for payments upon retirement, resignation, dismissal, termination of contract or death of contributors. Contributors refer to teachers in subsidized schools and also, with effect from 19 May 2000, teachers in Direct Subsidy Scheme (DSS) schools who contribute to the Fund.

Board of Control

The complete administration and control of the Fund, subject to the Fund Rules, is vested in the Board of Control, the composition of which is as follows:

Chairman : elected from among the 18 other members

Vice-chairman : elected from among the 18 other members

Permanent Secretary for Education or his representative

Director of Accounting Services or his representative

Eighteen other members :

- (a) 4 appointed by the Subsidized Primary Schools Council,
- (b) 4 appointed by the Hong Kong Subsidized Secondary Schools Council,
- (c) 1 appointed by the Hong Kong Special Schools Council,
- (d) 4 elected from the representatives of teachers of the subsidized primary schools,
- (e) 4 elected from the representatives of teachers of the subsidized secondary schools, and
- (f) 1 elected from the representatives of teachers of the special schools.

Meetings of the Board of Control

The Board of Control holds an annual general meeting to receive and consider the annual financial statements of the Fund and to declare the annual dividend for contributors. It also holds other meetings during the year as and when required. Fourteen members form a quorum. All matters arising before any meeting of the Board of Control are determined by a majority of the members present and voting thereon.

Contributions and Donations

Contributors' contributions and the matching donations from the Government and DSS schools are made monthly to the Fund according to the following scale as a percentage of a contributor's basic salary, including any approved allowance:

<u>No. of years of continuous contributory service</u>	<u>Teacher's contribution</u> %	<u>Donations from the Government and DSS schools</u> %
Less than 10	5	5
10 to less than 15	5	10
15 or more	5	15

Benefits

Contributors are entitled to a lump sum payment when they cease to be contributors to the Fund. Subject to certain exceptions laid down in the Fund Rules, the amount of payment is determined as follows:

<u>Length of contributory service</u>	<u>Benefits</u>
10 years or more	All accumulated contributions and donations from the Government and DSS schools and dividends thereon.
5 years to less than 10 years	All accumulated contributions and dividends thereon and 10% of the donations from the Government and DSS schools and dividends thereon for each complete year of contributory service.
Less than 5 years	All accumulated contributions and dividends thereon.

Statement of Provident Fund Account Balance

Each contributor is provided by the Treasurer of the Fund with a statement of provident fund account in September and March each year. These statements show the balance standing to the credit of each contributor's account at the previous 31 August and 28 February (or 29 February as appropriate) respectively. The March statement incorporates the latest annual dividend declared by the Board of Control for the year ended the previous 31 August. The supervisor of each school also maintains a provident fund account for each contributor in his school and these accounts are available for inspection by contributors.

Payments to Outgoing Contributors

Except for the peak months of August and September, payments of benefits to the outgoing contributors are made by the Fund within 23 working days from the date of receipt of the outgoing contributor's application by the Permanent Secretary for Education or the effective date of ceasing to be a teacher, whichever is later. Payments are made by the Fund within 28 working days for the two peak months. Both pledges are subject to the condition that the withdrawal application is correctly completed by the outgoing contributor.

Investment Management

The day-to-day management of the Fund is the responsibility of the Treasurer who is appointed by the Director of Accounting Services under rule 5(4) of the Fund Rules. The investment functions are the responsibility of the Board of Control which formulates the investment strategies of the Fund within the investment framework approved by the Financial Secretary. All sum considered by the Board of Control to be surplus to the normal cash requirements of the Fund may at the direction of the Board of Control be invested by the Treasurer as well as external investment managers who are appointed by the Board of Control with the approval of the Financial Secretary.

An Investment Sub-committee is formed by the Board of Control and meets on a quarterly basis to:

- (a) review the investments made and to verify that they were made within the approved framework and strategy of the Fund;
- (b) interview investment managers regarding their performance and obtain their views on various financial markets; and
- (c) discuss and formulate investment strategies for recommendations to the Board of Control.

Accounts and Audit

Apart from other duties described in the Fund Rules, the Treasurer maintains proper accounts and records of all transactions of the Fund and prepares the annual financial statements for audit by the Director of Audit. The audited financial statements together with the auditor's report are placed before the Board of Control at the annual general meeting.

**SUBSIDIZED SCHOOLS PROVIDENT FUND
BOARD OF CONTROL**



Back Row

(From Left to Right)

1. Mr YUEN Ka-chun
2. Mr YUNG Chun-kit
3. Mr YUEN Kai-sun
4. Mr CHEUNG Man-shun
5. Mr LI Andy
6. Mr KWONG Wing-sun, Vincent
7. Mr WAN Chi-yeung
8. Ms YU Pui-kam, Lourdes
9. Ms YIP Chun-yin
10. Ms CHENG Kit-ye, Ivy

Front Row

(From Left to Right)

1. Mr KING Chi-yu
2. Mr HO Chun-fung
3. Ms DUNG Yi-ping
4. Ms LEE Yi-ying
5. Dr YIM Chi-shing
6. Ms CHEUNG Susanna Sau-lan, JP
7. Mr YIU Chung, Patrick (Treasurer)
8. Ms CHOI Man-kwan
9. Ms CHOI Yik-ling

Not in the picture

1. Mr CHAN Chi-wai, Ringo
2. Mr FUNG Ka-chun, Chris
3. Mr NG Wai-man, Raymond, JP

**SUBSIDIZED SCHOOLS PROVIDENT FUND
BOARD OF CONTROL**

1.9.2023 – 31.8.2024

Chairman

Dr YIM Chi-shing Munsang College (Hong Kong Island) SC

Vice-Chairman

Mr CHOI Yu-lung, Henry Cheung Sha Wan Catholic Secondary School ES

Members

Mr CHAN Chi-wai, Ringo	Po On Commercial Association Wong Siu Ching Secondary School	SC
Mr CHAN Kai-yin, Vincent (Up to 21.11.2023)	Po Leung Kuk Law's Foundation School	SP
Mr CHEUNG Man-shun	Chinese Y.M.C.A. Primary School	EP
Ms CHOI Man-kwan	Po Leung Kuk Riverain Primary School	PC
Ms CHOI Yik-ling (From 22.11.2023)	Haven of Hope Sunnyside School	SP
Ms DUNG Yi-ping	S.K.H. Yuen Chen Maun Chen Jubilee Primary School	EP
Mr FUNG Ka-chun, Chris	Sai Kung Sung Tsun Catholic School (Primary Section)	EP
Mr HO Chun-fung	St. Francis of Assisi's College	ES
Mr KING Chi-yu	Lutheran School For the Deaf	ESP
Mr KWONG Wing-sun, Vincent	Christian Alliance S W Chan Memorial College	SC
Ms LEE Yi-ying	Kowloon True Light School	SC
Mr LI Andy	Ling To Catholic Primary School	EP
Mr SO Ping-fai	Tin Shui Wai Methodist Primary School	PC
Mr WAN Chi-yeung	S.K.H. Tak Tin Lee Shiu Keung Primary School	PC
Ms YU Pui-kam, Lourdes	Yaumati Catholic Primary School	PC
Mr YUEN Kai-sun	Po Leung Kuk Lee Shing Pik College	ES
Mr YUNG Chun-kit	The Church of Christ In China Kei Long College	ES
Ms CHENG Kit-ye, Ivy	Representative of Permanent Secretary for Education and Secretary to the Board	
Ms CHEUNG Susanna Sau-lan, JP	Director of Accounting Services	

Note

PC Appointed by Subsidized Primary Schools Council
 SC Appointed by Hong Kong Subsidized Secondary Schools Council
 SP Appointed by Hong Kong Special Schools Council
 EP Elected teacher representatives of subsidized primary schools
 ES Elected teacher representatives of subsidized secondary schools
 ESP Elected teacher representative of special schools

SUBSIDIZED SCHOOLS PROVIDENT FUND
INVESTMENT SUB-COMMITTEE

From 1.9.2024

Chairman

Ms LEE Yi-ying Kowloon True Light School

Members

Mr CHAN Chi-wai, Ringo Po On Commercial Association Wong Siu Ching Secondary School

Mr CHEUNG Man-shun Chinese Y.M.C.A. Primary School

Ms CHOI Man-kwan Po Leung Kuk Riverain Primary School

Ms CHOI Yik-ling Haven of Hope Sunnyside School

Mr FUNG Ka-chun, Chris Sai Kung Sung Tsun Catholic School (Primary Section)

Mr HO Chun-fung St. Francis of Assisi's College

Mr KING Chi-yu Lutheran School For the Deaf

Mr KWONG Wing-sun, Vincent Christian Alliance S W Chan Memorial College

Mr LI Andy Ling To Catholic Primary School

Mr WAN Chi-yeung S.K.H. Tak Tin Lee Shiu Keung Primary School

Dr YIM Chi-shing Munsang College (Hong Kong Island)

Ms YIP Chun-yin Sau Mau Ping Catholic Primary School

Ms YU Pui-kam, Lourdes Yaumati Catholic Primary School

Mr YUEN Ka-chun Hoi Ping Chamber of Commerce Secondary School

Mr YUEN Kai-sun Po Leung Kuk Lee Shing Pik College

Mr YUNG Chun-kit Maryknoll Fathers' School

Ms CHEUNG Susanna Sau-lan, JP
(Up to 15.1.2025) Director of Accounting Services

Mr NG Wai-man, Raymond, JP
(From 16.1.2025) Director of Accounting Services

Treasurer

Ms CHAN Pui-shan, Stella
(Up to 1.9.2024) Assistant Director of Accounting Services

Mr YIU Chung, Patrick
(From 2.9.2024) Assistant Director of Accounting Services

Secretary

Mr WONG Wilson Chun-ming
(Up to 22.10.2024) Treasury Accountant

Mr HUI Kai-lam, Kenneth
(From 23.10.2024) Treasury Accountant

CHAIRMAN'S REPORT

(Amounts expressed in millions of Hong Kong dollars, unless otherwise stated)

Dividend

I am pleased to report that at the annual general meeting held on 10 February 2025, the Board of Control declared a guaranteed dividend of 5% for contributors for the year ended 31 August 2024.

Contributors' Account

During the year, 2,529 new contributors joined the Fund and 2,585 withdrew from it. These figures include 55 transfers in from and 73 transfers out to the Grant Schools Provident Fund. The total number of contributors decreased by 56 or 0.15% to 37,419. The balance of the contributors' account increased by HK\$228.6 million or 0.30% to HK\$77,639.5 million. The service profile of contributors who withdrew from the Fund during the year was as follows:

	<u>2024</u>	<u>2023</u>
Below 10 years	33%	28%
10 to 15 years	7%	11%
Above 15 years	60%	61%

Net Assets and Management Cost

As at 31 August 2024, the net assets of the Fund amounted to HK\$91,898.4 million. The cost of managing the Fund by way of supervision fee paid to Government, fees of investment managers, fees of custodians, investment transaction costs and other operating expenses was HK\$150.1 million — equivalent to 0.16% of the Fund's net assets.

Major Activities of the Board of Control

At the annual general meeting held on 30 January 2024, the Board of Control adopted the annual statement of accounts of the Fund and declared a dividend of 5% for the year ended 31 August 2023.

The Board of Control also approved the following matters during the year ended 31 August 2024:

- (a) the Fund's investment plan for the year;
- (b) the Fund's supervision fee budget for the year;
- (c) transferring to a new sustainable overseas equities investment sub-class from the low volatility overseas equities investment sub-class; and
- (d) appointing a transition manager with the assistance of an investment consultant.

Vote of Thanks

Mr CHAN Kai-yin, Vincent, Mr CHOI Yu-lung, Henry and Mr SO Ping-fai ceased to be members of the Board of Control during or at the end of the year. On behalf of the Board of Control, I thank them for their invaluable contributions to the work of the Board of Control in the past year.

Financial Highlights for the Year Ended 31 August 2024

		<u>2024</u>	<u>2023</u>	<u>Changes</u>
Contributors' Account	(a)	77,639.5	77,410.9	+0.30%
Net Assets	(b)	91,898.4	87,475.9	+5.06%
Management Cost (as a percentage of net assets)		150.1 (0.16%)	158.3 (0.18%)	
Reserve Level at year end (%)				
— before the year's dividend [(b)-(a)]/(a) above		18.37	13.00	
— after the year's dividend		12.72	7.59	
Investment Return for the year (%)		9.69	3.57	
Total Dividend Declared (%)		5.00	5.00	
Number of Contributors		37,419	37,475	-0.15%

Performance Indicator

	<u>2024</u>	<u>2023</u>
Proportion of cases of withdrawal paid within 23 working days for October to July, or 28 working days for peak months of August and September	99.91%	99.93%

Dr YIM Chi-shing
Chairman
Board of Control
Subsidized Schools Provident Fund

10 February 2025

SUBSIDIZED SCHOOLS PROVIDENT FUND

TREASURER'S REPORT FOR THE YEAR ENDED 31 AUGUST 2024

(Amounts expressed in millions of Hong Kong dollars, unless otherwise stated)

1. FINANCIAL STATEMENTS

The financial statements of the Fund have been drawn up in accordance with accounting treatments stipulated in the Fund Rules and accounting principles generally accepted in Hong Kong.

2. FINANCIAL RESULTS

(i) Overall Surplus

The Fund recorded an overall surplus of HK\$8,030.3 million for the year as follows:

Operating surplus	2,468.3
Net realised and revaluation gains	<u>5,562.0</u>
Overall surplus	<u><u>8,030.3</u></u>

(ii) Investment Return

The overall surplus represented an investment return of 9.69% of the Fund for the year (2023: 3.57%).

(iii) Asset Cover/Reserve Level - Before the year's dividend

The financial strength of a defined-contribution scheme is measured in terms of its asset cover (or reserve level), i.e. the adequacy of its assets to meet the benefits payable to scheme members.

The Fund's net assets covered its liability (represented by the year-end balance of the contributors' account before provision for the year's dividend) by 1.18 times, providing a reserve level of 18.37% as follows:

Net Assets	(a)	91,898.4
Less: Contributors' Account (before the year's dividend)	(b)	<u>77,639.5</u>
Reserve	(c)	<u>14,258.9</u>
Asset Cover	(a)/(b)	1.18 times (2023: 1.13 times)
Reserve Level	(c)/(b)	18.37% (2023: 13.00%)

3. DIVIDEND CALCULATION FOR THE YEAR

The Board of Control has agreed to determine each year's annual dividend on the basis of the level of reserve held by the Fund at year end and the investment return actually achieved on the Fund's assets during the year by way of a dividend formula.

The dividend formula comprises two components:

$$\left\langle \frac{\text{Reserve Level} - 40\%}{1 + 40\%} \right\rangle + \left\langle \text{Fund Return} \times \text{Adjusted Reserve Level} \right\rangle$$

where Reserve Level refers to Pre-dividend Reserve Level and the total dividend is subject to a minimum of 5%.

- (a) provides for releasing the excess over the target Pre-dividend Reserve Level of 40%. This component will be zero if the Reserve Level is 40% or less.
- (b) provides for releasing a portion of investment return based on the Reserve Level. If the Reserve Level is 40% or less, then the Adjusted Reserve Level is simply the Reserve Level. If the Reserve Level is above 40%, then the Adjusted Reserve Level is 40%.

The dividend formula comes up with a dividend rate of 1.78%. Since the calculated annual dividend is below 5%, the dividend for this year shall be the guaranteed 5%. The dividend calculation has been audited by the Director of Audit.

4. **DECLARATION OF THE GUARANTEED DIVIDEND AND TRANSFER FROM THE RESERVE FUND**

I recommend that the Board of Control:

- (a) transfer a sum of HK\$1,421.6 million from the Reserve Fund to the Income and Expenditure Account in accordance with rule 11(3) of the Fund Rules, and
- (b) declare a guaranteed dividend of HK\$3,889.9 million out of the Income and Expenditure Account which will be distributed as follows:
 - (i) a credit of 5% in respect of each contributor's account which is open for the entire financial year commencing 1 September 2023 as the guaranteed dividend in accordance with rule 12(1), and
 - (ii) a credit of pro rata dividend in respect of each contributor's account which is not open for the entire financial year commencing 1 September 2023 in accordance with rule 14.

The above appropriations have been incorporated in the financial statements.

5. ASSET COVER / RESERVE LEVEL - After the year's dividend

After provision for the total dividend of 5% for the year, the asset cover of the Fund stood at 1.13 times and the level of reserve at 12.72% as follows:

Net Assets	(a)	91,898.4	
Less: Contributors' Account (after the year's dividend):			
Contributors' Account		77,639.5	
Provision for the year's dividend		3,889.9	
	(b)	<u>81,529.4</u>	
Reserve	(c)	<u>10,369.0</u>	
Asset Cover	(a)/(b)	1.13 times	(2023: 1.08 times)
Reserve Level	(c)/(b)	12.72%	(2023: 7.59%)

6. INVESTMENT OBJECTIVE AND CRITERIA

The Fund's investment objective is to maximise the recurrent and capital returns on the Fund assets and at the same time observe the principle of prudence.

The Fund is governed by an investment framework approved by the Financial Secretary. The framework sets down broad limits for various classes of investment and defines the quality or credit rating of individual types of securities permitted for investment. All investment decisions of the Fund are made within this framework.

7. INVESTMENT RESPONSIBILITIES

Each year the Board of Control approves an annual investment plan consistent with the Fund's investment objective. The investment performance of the Fund is then monitored through the Investment Sub-committee which meets on a quarterly basis to review investment reports prepared by the Treasurer and to interview the Fund's external investment managers.

Investment of funds is the responsibilities of the Treasurer and the Fund's external investment managers. The Treasurer has the additional responsibility of providing investment guidelines to the investment managers and, with the assistance of the custodians, ensuring that their activities are in compliance with these guidelines.

8. INVESTMENTS

As at 31 August 2024, the Fund's investment portfolios amounted to HK\$91,425.8 million of which HK\$75,580.2 million or 82.67% was placed under the management of external investment managers. The distribution of the investments in proportion terms was as follows:

<u>Investments</u>	<u>Managed by Treasurer</u>	<u>Managed by Investment Managers</u>	<u>Overall</u>
	%	%	%
Equity securities listed in Hong Kong	—	14.17	14.17
Debt securities denominated in Hong Kong dollar	—	10.36	10.36
Hong Kong dollar fixed deposits	8.04	0.02	8.06
Equity securities listed outside Hong Kong	—	39.10	39.10
Debt securities denominated in currencies other than Hong Kong dollar	—	18.58	18.58
Fixed deposits denominated in currencies other than Hong Kong dollar	9.29	—	9.29
Call deposits and balances with custodians denominated in currencies other than Hong Kong dollar	—	0.50	0.50
Derivative financial instruments			
- assets	—	0.05	0.05
- liabilities	—	(0.11)	(0.11)
	<u>17.33</u>	<u>82.67</u>	<u>100.00</u>

The Fund's external investment managers were as follows:

Baillie Gifford Overseas Limited
BOCHK Asset Management Limited
BlackRock Financial Management, Inc.
First Sentier Investors (Hong Kong) Limited
HSBC Global Asset Management (Hong Kong) Limited
MFS International (U.K.) Limited
Northern Trust Global Investments Limited
Schroder Investment Management (Hong Kong) Limited
State Street Global Advisors Asia Limited
Wellington Management Company LLP

The ten single largest securities holdings in the Fund's investment portfolios were:

Equities

Tencent Holdings Limited				1,503.7
Alibaba Group Holding Limited				1,302.6
HSBC Holdings plc				1,177.4
Microsoft Corporation				1,037.8
Alphabet Inc.				846.5
NVIDIA Corporation				731.0
AIA Group Limited				613.7
Meituan				577.6
Apple Inc.				508.9

Debt Securities

United States Treasury	4.875%	31/10/2028		795.7
------------------------	--------	------------	--	-------

9. AUDITED FINANCIAL STATEMENTS

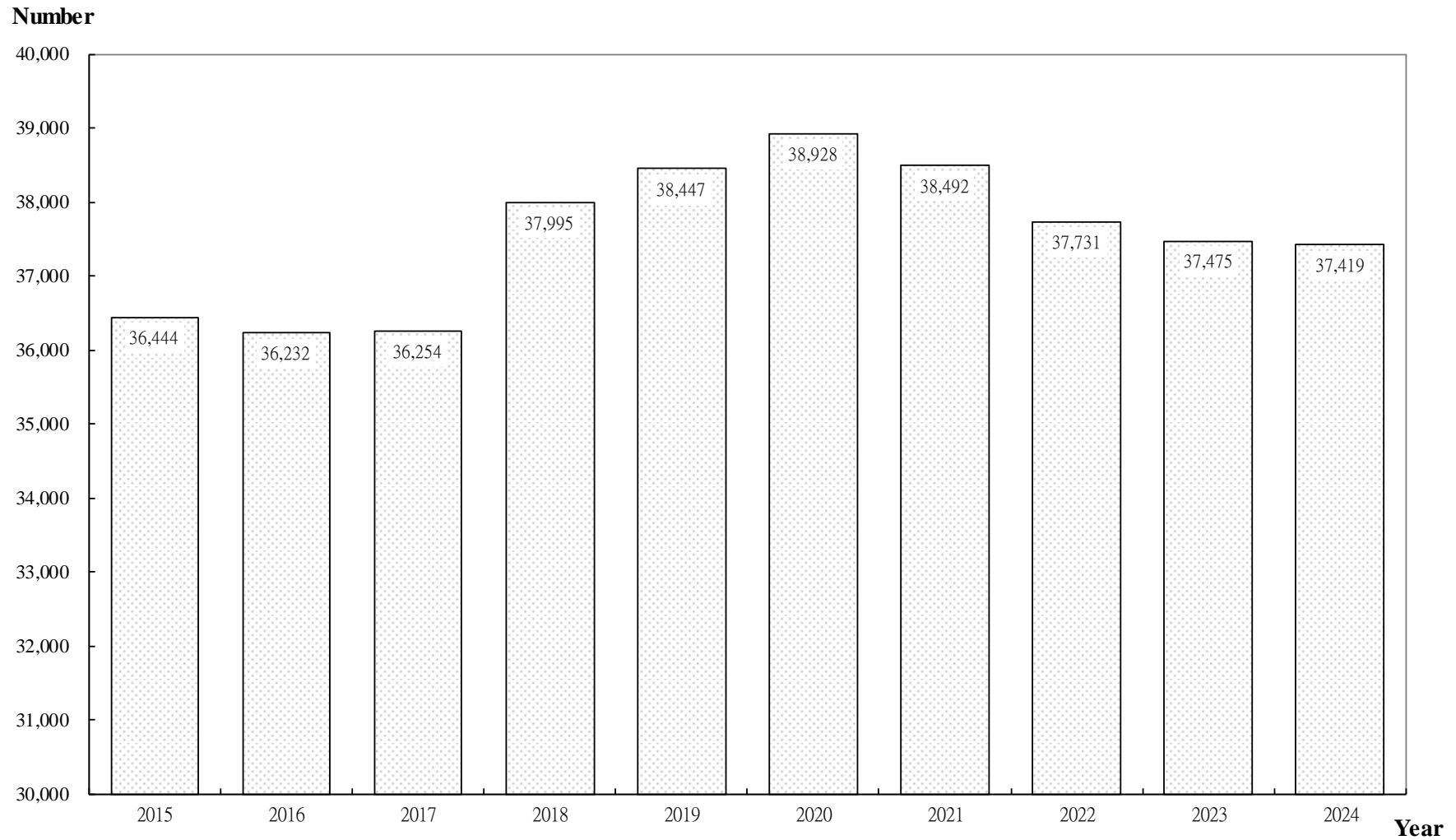
The financial statements of the Fund for the year ended 31 August 2024 have been audited by the Director of Audit. The audited financial statements together with the auditor's report will be placed before the Board of Control at the annual general meeting to be held on 10 February 2025.

YIU Chung, Patrick
Treasurer
Subsidized Schools Provident Fund

16 January 2025

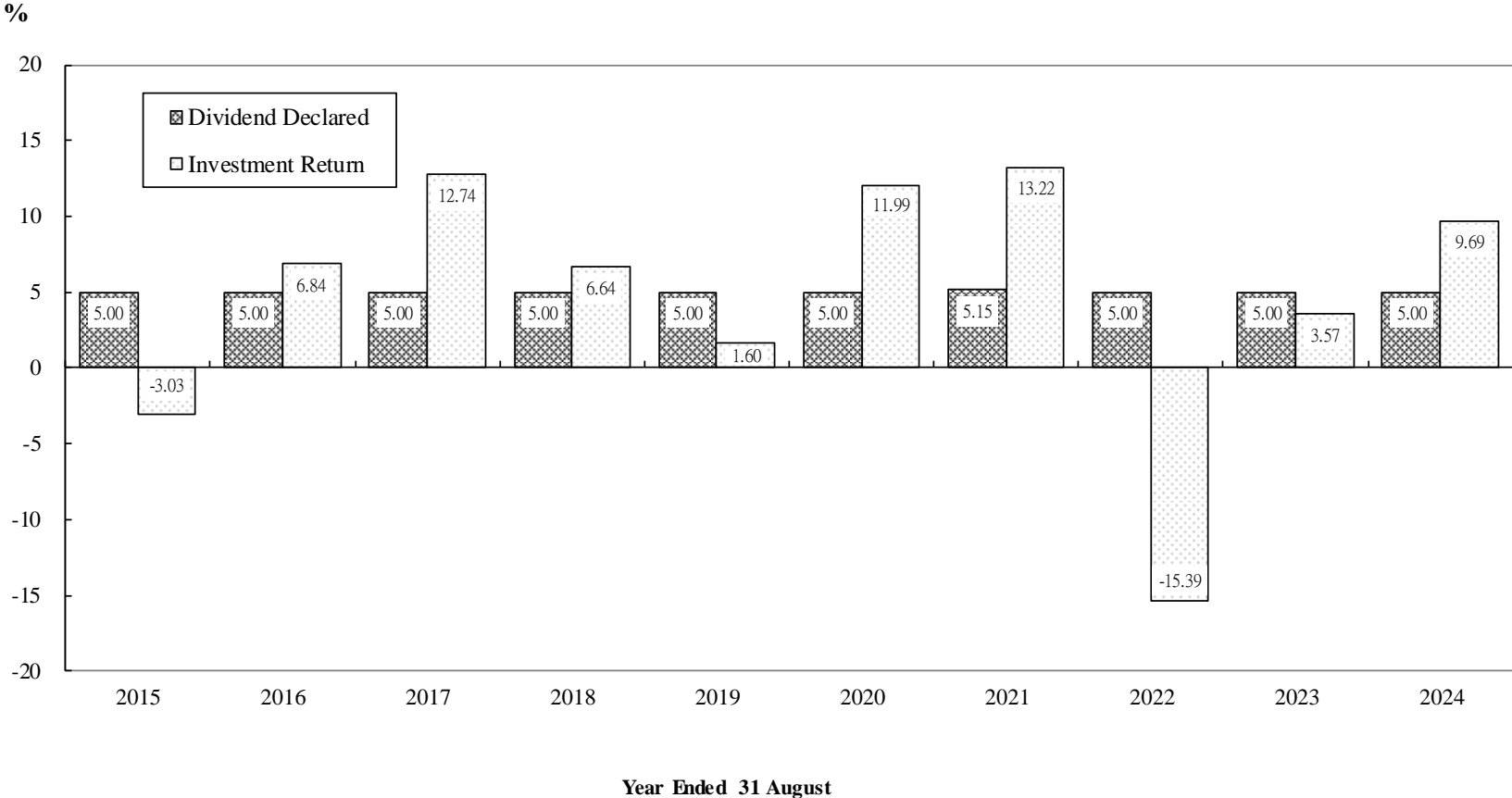
SUBSIDIZED SCHOOLS PROVIDENT FUND

Number of Contributors as at 31 August 2015 to 2024



SUBSIDIZED SCHOOLS PROVIDENT FUND

Dividend Declared and Investment Return

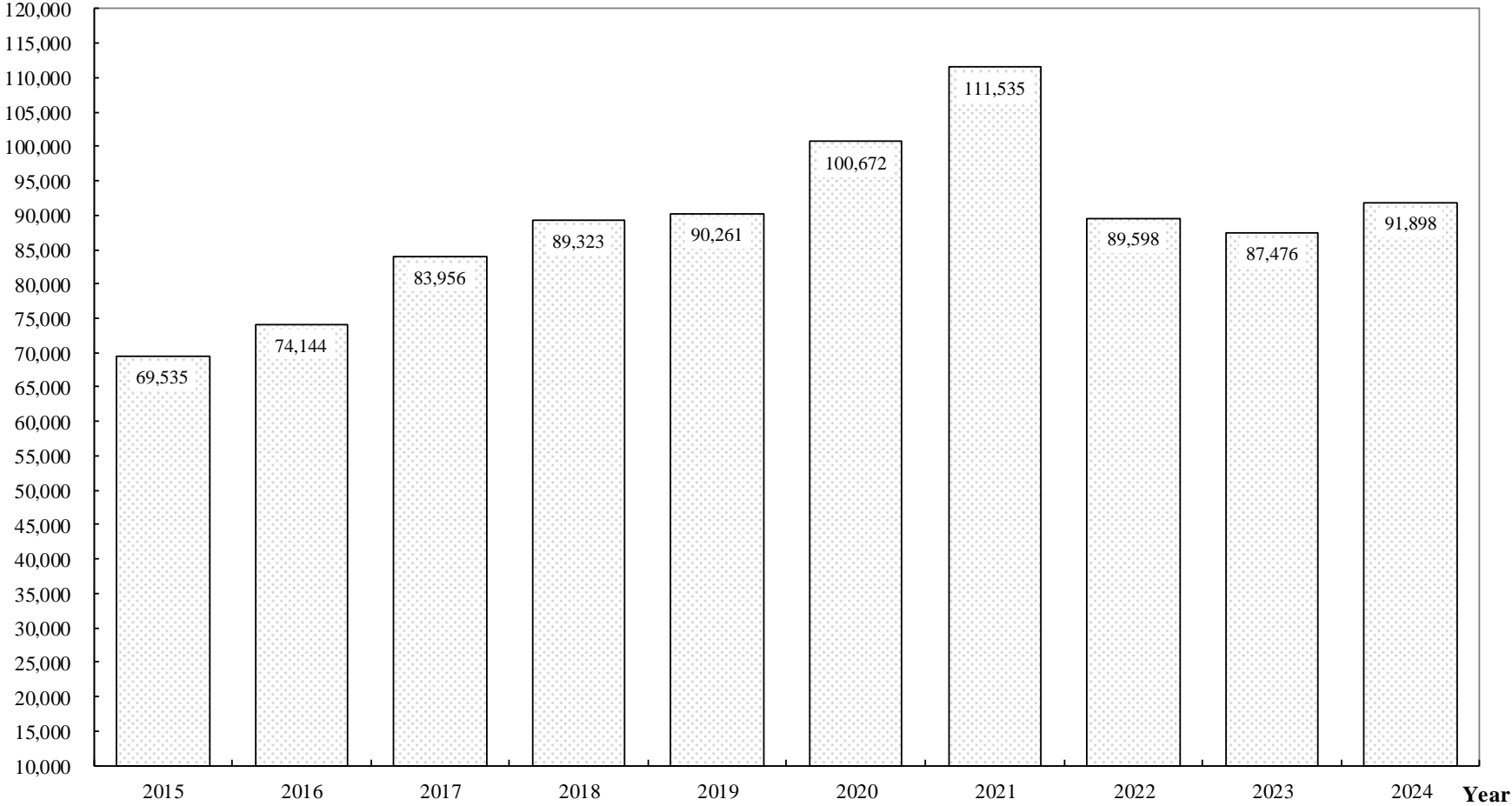


NOTE: Dividend declared is the dividend by way of a percentage of the account of each contributor as at 31 August of the relevant year as declared by the Board of Control. (Since 1998, pro rata dividend shall be credited to each contributor's account which is not open for the entire financial year.)

SUBSIDIZED SCHOOLS PROVIDENT FUND

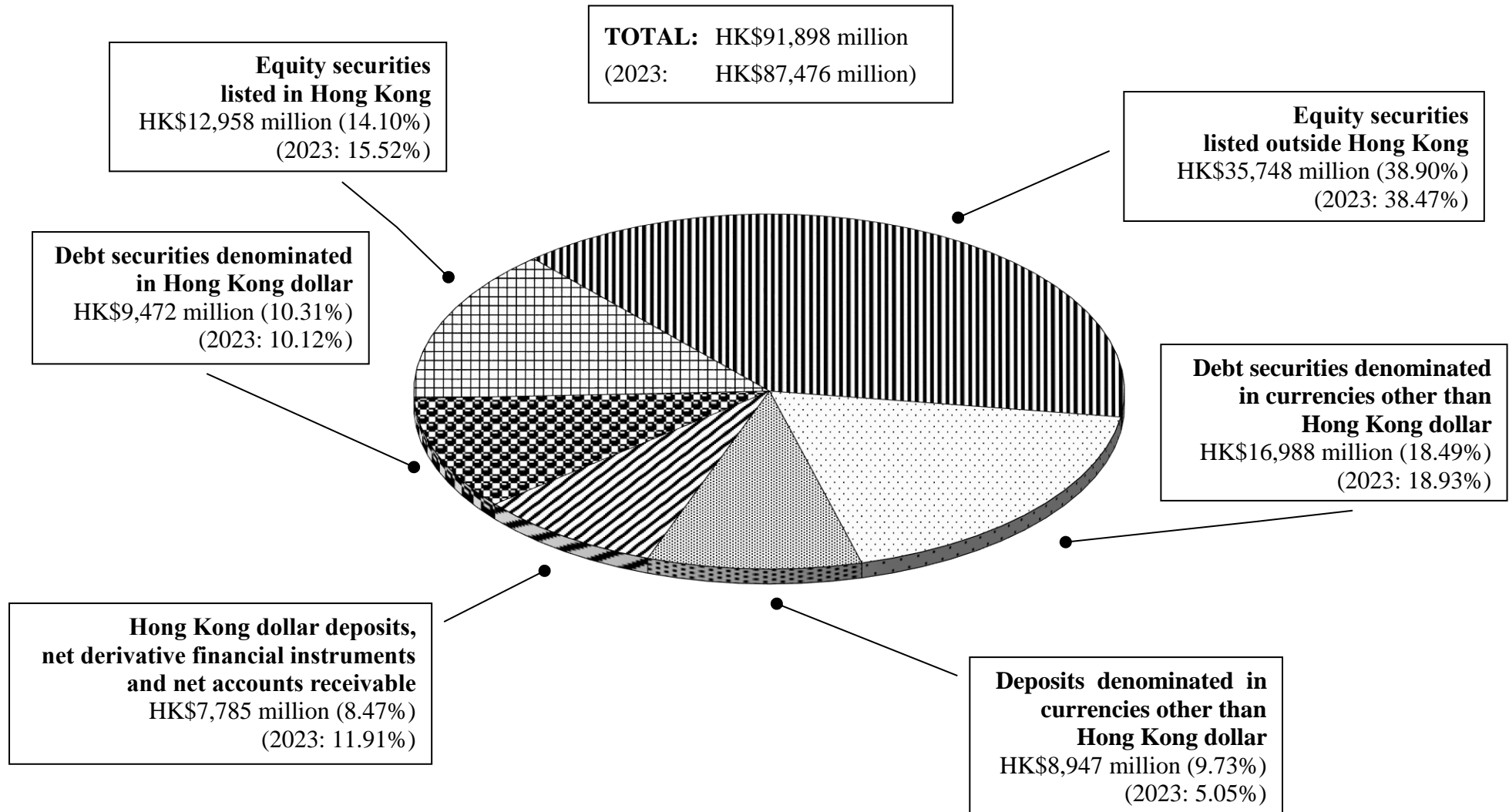
Net Assets as at 31 August 2015 to 2024

HK\$ million



SUBSIDIZED SCHOOLS PROVIDENT FUND

Spread of Net Assets as at 31 August 2024



Report of the Director of Audit



Audit Commission

The Government of the Hong Kong Special Administrative Region

Independent Auditor's Report To the Board of Control, Subsidized Schools Provident Fund

Opinion

I certify that I have audited the financial statements of the Subsidized Schools Provident Fund set out on pages 24 to 46, which comprise the balance sheet as at 31 August 2024, and the income and expenditure account, reserve fund, statement of changes in net assets available for benefits and statement of cash flows for the year then ended, and notes to the financial statements, including material accounting policy information.

In my opinion, the financial statements of the Subsidized Schools Provident Fund are prepared, in all material respects, in accordance with rule 16(1) of the Subsidized Schools Provident Fund Rules made under section 85 of the Education Ordinance (Cap. 279) and the accounting policies set out in note 2 to the financial statements.

Basis for opinion

I conducted my audit in accordance with rule 16(2) of the Subsidized Schools Provident Fund Rules and the Audit Commission auditing standards. My responsibilities under those standards are further described in the *Auditor's responsibilities for the audit of the financial statements* section of my report. I am independent of the Subsidized Schools Provident Fund in accordance with those standards, and I have fulfilled my other ethical responsibilities in accordance with those standards. I believe that the audit evidence I have obtained is sufficient and appropriate to provide a basis for my opinion.

Responsibilities of the Treasurer, Subsidized Schools Provident Fund for the financial statements

The Treasurer, Subsidized Schools Provident Fund is responsible for the preparation of the financial statements in accordance with rule 16(1) of the Subsidized Schools Provident Fund Rules and the accounting policies set out in note 2 to the financial statements, and for such internal control as the Treasurer, Subsidized Schools Provident Fund determines is necessary to enable the preparation of financial statements that are free from material misstatement, whether due to fraud or error.

In preparing the financial statements, the Treasurer, Subsidized Schools Provident Fund is responsible for assessing in conjunction with the Board of Control, Subsidized Schools Provident Fund the ability of the Subsidized Schools Provident Fund to continue as a going concern, disclosing, as applicable, matters related to going concern and using the going concern basis of accounting.

Auditor's responsibilities for the audit of the financial statements

My objectives are to obtain reasonable assurance about whether the financial statements as a whole are free from material misstatement, whether due to fraud or error, and to issue an auditor's report that includes my opinion. Reasonable assurance is a high level of assurance, but is not a guarantee that an audit conducted in accordance with the Audit Commission auditing standards will always detect a material misstatement when it exists. Misstatements can arise from fraud or error and are considered material if, individually or in the aggregate, they could reasonably be expected to influence the economic decisions of users taken on the basis of these financial statements.

As part of an audit in accordance with the Audit Commission auditing standards, I exercise professional judgment and maintain professional skepticism throughout the audit. I also:

- identify and assess the risks of material misstatement of the financial statements, whether due to fraud or error, design and perform audit procedures responsive to those risks, and obtain audit evidence that is sufficient and appropriate to provide a basis for my opinion. The risk of not detecting a material misstatement resulting from fraud is higher than for one resulting from error, as fraud may involve collusion, forgery, intentional omissions, misrepresentations, or the override of internal control;

- obtain an understanding of internal control relevant to the audit in order to design audit procedures that are appropriate in the circumstances, but not for the purpose of expressing an opinion on the effectiveness of the Subsidized Schools Provident Fund’s internal control;
- evaluate the appropriateness of accounting policies used and the reasonableness of accounting estimates and related disclosures made by the Treasurer, Subsidized Schools Provident Fund; and
- conclude on the appropriateness of the Treasurer, Subsidized Schools Provident Fund’s use of the going concern basis of accounting and, based on the audit evidence obtained, whether a material uncertainty exists related to events or conditions that may cast significant doubt on the Subsidized Schools Provident Fund’s ability to continue as a going concern. If I conclude that a material uncertainty exists, I am required to draw attention in my auditor’s report to the related disclosures in the financial statements or, if such disclosures are inadequate, to modify my opinion. My conclusions are based on the audit evidence obtained up to the date of my auditor’s report. However, future events or conditions may cause the Subsidized Schools Provident Fund to cease to continue as a going concern.

I communicate with the Treasurer, Subsidized Schools Provident Fund regarding, among other matters, the planned scope and timing of the audit and significant audit findings, including any significant deficiencies in internal control that I identify during my audit.

Prof. LAM Chi Yuen Nelson
Director of Audit

16 January 2025

Audit Commission
6th Floor, High Block
Queensway Government Offices
66 Queensway
Hong Kong

SUBSIDIZED SCHOOLS PROVIDENT FUND

BALANCE SHEET

AS AT 31 AUGUST 2024

(Expressed in millions of Hong Kong dollars)

	Note	2024	2023
ASSETS			
Cash at banks		137.2	289.9
Investments:			
Deposits with banks and other financial institutions	3	16,315.1	14,236.4
Securities	4	75,166.7	72,647.3
Derivative financial instruments	5	46.5	66.9
Receivables and other assets	6	1,149.3	826.4
LIABILITIES			
Derivative financial instruments	5	(102.5)	(48.0)
Payables and other liabilities	7	(813.9)	(543.0)
NET ASSETS AVAILABLE FOR BENEFITS		<u>91,898.4</u>	<u>87,475.9</u>
Representing:			
Contributors' account	8	77,639.5	77,410.9
Reserve fund	9	10,369.0	6,174.3
Provision for guaranteed dividend	10	3,889.9	3,890.7
		<u>91,898.4</u>	<u>87,475.9</u>

The notes on pages 29 to 46 form part of these financial statements.

YIU Chung, Patrick
Treasurer

Dr YIM Chi-shing
Chairman
Board of Control

Subsidized Schools Provident Fund

16 January 2025

SUBSIDIZED SCHOOLS PROVIDENT FUND
INCOME AND EXPENDITURE ACCOUNT
FOR THE YEAR ENDED 31 AUGUST 2024

(Expressed in millions of Hong Kong dollars)

	Note	2024	2023
INCOME			
Interest income	11	1,522.2	1,222.1
Dividend income	12	1,096.2	983.2
		2,618.4	2,205.3
EXPENDITURE			
Supervision fee	13	(28.4)	(26.6)
Fees for investment managers		(96.9)	(106.5)
Fees for custodians		(14.5)	(14.3)
Investment transaction costs		(8.4)	(9.3)
Other operating expenses		(1.9)	(1.6)
		(150.1)	(158.3)
OPERATING SURPLUS FOR THE YEAR		2,468.3	2,047.0
PROPOSED APPROPRIATION FROM			
RESERVE FUND	16	1,421.6	1,843.7
PROVISION FOR GUARANTEED DIVIDEND	10	(3,889.9)	(3,890.7)
BALANCE AT THE END OF THE YEAR		—	—

The notes on pages 29 to 46 form part of these financial statements.

SUBSIDIZED SCHOOLS PROVIDENT FUND
RESERVE FUND
FOR THE YEAR ENDED 31 AUGUST 2024

(Expressed in millions of Hong Kong dollars)

	Note	2024	2023
Unclaimed contributors' account balance	14	0.1	0.1
Donations and dividends transferred from contributors' account	15	54.4	57.8
Net realised and revaluation gains/(losses) on:			
— securities		5,623.1	1,050.5
— derivative financial instruments		(46.0)	(108.0)
— cash and deposits with banks and other financial institutions		(15.1)	8.9
		5,562.0	951.4
Proposed appropriation to income and expenditure account	16	(1,421.6)	(1,843.7)
Dividends under-provided in previous year		(0.2)	(0.7)
		4,194.7	(835.1)
Balance brought forward from previous year		6,174.3	7,009.4
BALANCE CARRIED FORWARD		10,369.0	6,174.3

The notes on pages 29 to 46 form part of these financial statements.

SUBSIDIZED SCHOOLS PROVIDENT FUND
STATEMENT OF CHANGES IN NET ASSETS AVAILABLE FOR BENEFITS
FOR THE YEAR ENDED 31 AUGUST 2024

(Expressed in millions of Hong Kong dollars)

	Note	2024	2023
OPERATING SURPLUS FOR THE YEAR		2,468.3	2,047.0
Net realised and revaluation gains		5,562.0	951.4
Contributions from contributors	8	1,488.5	1,442.0
Donations from the Government and Direct Subsidy Scheme schools	8	3,250.4	3,198.4
Net transfers to Grant Schools Provident Fund	8	(2.3)	(4.7)
Withdrawals by ex-contributors	8	(8,344.5)	(9,756.5)
Unclaimed contributors' account balance	14	0.1	0.1
CHANGES IN NET ASSETS AVAILABLE FOR BENEFITS		4,422.5	(2,122.3)
NET ASSETS AVAILABLE FOR BENEFITS AT THE BEGINNING OF THE YEAR		<u>87,475.9</u>	<u>89,598.2</u>
NET ASSETS AVAILABLE FOR BENEFITS AT THE END OF THE YEAR		<u><u>91,898.4</u></u>	<u><u>87,475.9</u></u>

The notes on pages 29 to 46 form part of these financial statements.

SUBSIDIZED SCHOOLS PROVIDENT FUND
STATEMENT OF CASH FLOWS
FOR THE YEAR ENDED 31 AUGUST 2024

(Expressed in millions of Hong Kong dollars)

	Note	2024	2023
Cash flows from operating activities			
Operating surplus for the year		2,468.3	2,047.0
Adjustments for:			
Interest income	11	(1,522.2)	(1,222.1)
Dividend income	12	(1,096.2)	(983.2)
Net realised and revaluation gains		5,562.0	951.4
Increase in investments in securities		(2,519.4)	(760.9)
(Increase)/Decrease in investments in fixed deposits with original maturities beyond three months		(1,930.5)	2,756.7
Change in derivative financial instruments		74.9	34.9
(Increase)/Decrease in receivables and other assets		(230.9)	201.9
Increase /(Decrease) in payables and other liabilities		278.6	(160.5)
Elimination of foreign exchange differences in revaluation of cash and cash equivalents		(1.4)	0.3
Interest received		1,421.0	1,088.3
Dividends received		1,105.4	974.0
Net cash from operating activities		3,609.6	4,927.8
Cash flows from financing activities			
Contributions from contributors		1,488.5	1,442.0
Donations from the Government and Direct Subsidy Scheme schools		3,250.4	3,198.4
Net transfers to Grant Schools Provident Fund		(2.3)	(4.7)
Withdrawals by ex-contributors		(8,352.1)	(9,735.2)
Net cash used in financing activities		(3,615.5)	(5,099.5)
Net decrease in cash and cash equivalents		(5.9)	(171.7)
Cash and cash equivalents at the beginning of the year		611.2	783.2
Effects of exchange rate changes on cash and cash equivalents		1.4	(0.3)
Cash and cash equivalents at the end of the year	17	606.7	611.2

The notes on pages 29 to 46 form part of these financial statements.

SUBSIDIZED SCHOOLS PROVIDENT FUND
NOTES TO THE FINANCIAL STATEMENTS

(Amounts expressed in millions of Hong Kong dollars, unless otherwise stated)

1. LEGISLATION

The Subsidized Schools Provident Fund (the Fund) is a retirement scheme governed by the Subsidized Schools Provident Fund Rules (Fund Rules) made under section 85 of the Education Ordinance (Cap. 279).

2. MATERIAL ACCOUNTING POLICIES

(a) Financial reporting framework

The Fund has adopted a financial reporting framework incorporating the requirements of the Fund Rules and applicable requirements of Hong Kong Financial Reporting Standards (HKFRSs) if not contrary to the Fund Rules. HKFRSs is a collective term that includes all applicable individual HKFRSs, Hong Kong Accounting Standards and Interpretations issued by the Hong Kong Institute of Certified Public Accountants (HKICPA). Material accounting policies adopted by the Fund are set out below.

The HKICPA has issued certain new or revised HKFRSs that are first effective or available for early adoption for the current accounting period of the Fund. Note 2(c) provides information on the changes, if any, in accounting policies resulting from initial application of these developments to the extent that they are relevant to the Fund for the current and prior accounting periods reflected in these financial statements.

(b) Basis of preparation of the financial statements

The measurement basis used in the preparation of the financial statements is historical cost except that equity and debt securities managed by the Fund's external investment managers (note 18(a)) and derivative financial instruments are measured at fair value as explained in the accounting policies set out in note 2(d).

The preparation of financial statements in conformity with the financial reporting framework (note 2(a)) requires management to make judgements, estimates and assumptions that affect the application of policies and the reported amounts of assets, liabilities, income and expenditure. The estimates and associated assumptions are based on experience and various other factors that are believed to be reasonable under the circumstances, the results of which form the basis for making judgements about the carrying values of assets and liabilities that are not readily apparent from other sources. Actual results may differ from these estimates.

The estimates and underlying assumptions are reviewed on an ongoing basis. Revisions to accounting estimates are recognised in the period in which the estimate is revised if the revision affects only that period, or in the period of the revision and future periods if the revision affects both current and future periods.

There are no critical accounting judgements involved in the application of the Fund's accounting policies. There are also no key assumptions concerning the future, and other key sources of estimation uncertainty at the reporting date, that have a significant risk of causing a material adjustment to the carrying amounts of assets and liabilities in the next year.

(c) **Changes in accounting policies**

The HKICPA has issued certain new or revised HKFRSs that are first effective for the current accounting period of the Fund. There have been no changes to the accounting policies applied in these financial statements for the years presented as a result of these developments.

The Fund has not applied any new standard or interpretation that is not yet effective for the current accounting period (note 20).

(d) **Financial assets and financial liabilities**

(i) **Initial recognition and measurement**

The Fund recognises financial assets and financial liabilities on the date it becomes a party to the contractual provisions of the instrument. Regular way purchases and sales of financial instruments are recognised on trade date, the date on which the Fund commits to purchase or sell the instruments.

At initial recognition, financial assets and financial liabilities are measured at fair value plus or minus, in the case of a financial asset or financial liability not subsequently measured at fair value, transaction costs that are directly attributable to the acquisition of the financial assets or the issue of the financial liabilities. Transaction costs of financial instruments subsequently measured at fair value are expensed immediately at initial recognition.

(ii) **Basis of recognition of gains or losses**

The Fund has adopted the requirements of Fund Rule 11 to recognise revaluation gains or losses arising from changes in fair value and realised gains or losses on derecognition of financial instruments in the reserve fund (see note 2(d)(iii) and (v)). This is different from the accounting treatment required under HKFRS 9 "Financial Instruments" where such gains or losses are recognised in the income and expenditure account.

(iii) **Classification and subsequent measurement**

Financial instruments measured at fair value

These comprise equity and debt securities managed by the Fund's external investment managers (note 18(a)), and derivative financial instruments. They are subsequently measured at fair value. In accordance with Fund Rules 11(1)(a)(iv) and 11(1)(b)(iii), changes in the fair value are recognised as revaluation gains or losses in the reserve fund in the period in which they arise.

Derivative financial instruments used by the Fund to manage its risks associated with foreign currency fluctuations do not qualify for hedge accounting. They are presented as assets when the fair value is positive and as liabilities when the fair value is negative.

Financial assets measured at amortised cost

These comprise cash at banks, deposits with banks and other financial institutions, and receivables and other assets. They are held for the collection of contractual cash flows which represent solely payments of principal and interest. They are subsequently measured at amortised cost using the effective interest method. The measurement of loss allowances for these financial assets is based on the expected credit loss model as described in note 2(d)(vii).

The effective interest method is a method of calculating the amortised cost of a financial asset or a financial liability and of allocating and recognising the interest income or interest expense over the relevant period. The effective interest rate is the rate that exactly discounts estimated future cash receipts or payments through the expected life of the financial asset or financial liability to the gross carrying amount of the financial asset or to the amortised cost of the financial liability. When calculating the effective interest rate, the Fund estimates cash flows by considering all contractual terms of the financial instrument but does not consider the expected credit losses. The calculation includes all fees received or paid between parties to the contract that are an integral part of the effective interest rate, transaction costs and all other premiums or discounts.

Financial liabilities measured at amortised cost

These comprise payables and other liabilities. They are subsequently measured at amortised cost using the effective interest method.

Reclassification

The Fund reclassifies a financial asset when and only when it changes its business model for managing the assets. A financial liability is not reclassified.

(iv) Fair value measurement

The Fund measures equity and debt securities managed by the Fund's external investment managers (note 18(a)) and derivative financial instruments at fair value at each reporting date. Fair value is the price that would be received to sell an asset or paid to transfer a liability in an orderly transaction between market participants at the measurement date. The fair value measurement is based on the presumption that the transaction to sell the asset or transfer the liability takes place either (a) in the principal market for the asset or liability, or (b) in the absence of a principal market, in the most advantageous market for the asset or liability; and the Fund has access to these markets at the measurement date.

The fair value of an asset or a liability is measured using the assumptions that market participants would use when pricing the asset or liability, assuming that market participants act in their best economic interest.

The Fund uses valuation techniques that are appropriate in the circumstances and for which sufficient data are available to measure fair value, maximising the use of relevant observable inputs and minimising the use of unobservable inputs. The Fund measures fair values using the following fair value hierarchy that reflects the significance of inputs used in making the measurements:

Level 1 – fair values are quoted prices (unadjusted) in active markets for identical assets or liabilities;

Level 2 – fair values are determined with inputs other than quoted prices included in Level 1 that are observable for the asset or liability, either directly (i.e. as prices) or indirectly (i.e. derived from prices); and

Level 3 – fair values of financial instruments are determined with inputs that are not based on observable market data (unobservable inputs).

For assets and liabilities that are recognised in the financial statements on a recurring basis, the Fund determines whether transfers have occurred between levels in the hierarchy by re-assessing categorisation (based on the lowest level of input that is most significant to the fair value measurement as a whole) at the reporting date. The Fund's policy is to recognise transfers between levels of fair value hierarchy as at the reporting date in which they occur.

(v) Derecognition

A financial asset is derecognised when the contractual rights to receive the cash flows from the financial asset expire, or where the financial asset together with substantially all the risks and rewards of ownership have been transferred.

A financial liability is derecognised when the obligation specified in the contract is discharged, cancelled or expires.

Realised gains and losses are recognised in the reserve fund on derecognition in accordance with Fund Rules 11(1)(a)(i) and 11(1)(b)(i).

(vi) Offsetting

Financial assets and financial liabilities are offset and the net amount is reported in the balance sheet where there is a legally enforceable right to offset the recognised amounts and there is an intention to settle on a net basis, or realise the assets and settle the liabilities simultaneously.

(vii) Impairment of financial assets

For financial assets measured at amortised cost, the Fund measures the expected credit losses to determine the loss allowance required to be recognised. Financial assets measured at fair value are not subject to the expected credit loss assessment.

Expected credit losses are a probability-weighted estimate of credit losses. They are based on the difference between the contractual cash flows due in accordance with the contract and the cash flows that the Fund expects to receive, discounted at the effective interest rate. They are measured on either of the following bases:

- 12-month expected credit losses (for financial instruments for which there has not been a significant increase in credit risk since initial recognition): these are losses that are expected to result from possible default events within the 12 months after the reporting date; and
- lifetime expected credit losses (for financial instruments for which there has been a significant increase in credit risk since initial recognition): these are losses that are expected to result from all possible default events over the expected life of the financial instruments.

In assessing whether the credit risk of a financial instrument has increased significantly since initial recognition, the Fund compares the risk of default occurring on the financial instrument assessed at the reporting date with that assessed at the date of initial recognition. In making this assessment, the Fund considers that a default event occurs when (i) the borrower is unlikely to pay its credit obligations to the Fund in full; or (ii) the financial asset is 90 days past due. The Fund considers both quantitative and qualitative information that is reasonable and supportable, including historical experience and forward-looking information that is available without undue cost or effort. A financial asset is written off when there is no reasonable expectation of recovering the contractual cash flows.

(e) Cash and cash equivalents

For the purpose of the statement of cash flows, cash and cash equivalents include cash at banks, deposits with banks and other financial institutions and short-term highly liquid investments that are readily convertible to known amounts of cash and subject to an insignificant risk of changes in value, having been within three months of maturity when placed or acquired.

(f) Contributions and donations

Contributions are received from contributors and donations are received from the Government and Direct Subsidy Scheme (DSS) schools. Contributions and donations are recognised on an accrual basis.

(g) Revenue recognition

(i) Interest income

Interest income is recognised in the income and expenditure account on an accrual basis, using the effective interest method.

(ii) Dividend income

Dividend income from equity securities is recognised in the income and expenditure account when the share price is quoted ex-dividend.

(h) Foreign currency translation

Foreign currency transactions during the year are translated into Hong Kong dollars using the spot exchange rates at the transaction dates. Monetary assets and liabilities denominated in foreign currencies are translated into Hong Kong dollars at the closing exchange rates at the reporting date. In accordance with Fund Rules 11(1)(a)(iv) and 11(1)(b)(iii), all foreign currency translation differences are recognised as revaluation gains or losses in the reserve fund in the period in which they arise.

3. DEPOSITS WITH BANKS AND OTHER FINANCIAL INSTITUTIONS

	2024	2023
Fixed deposits denominated in:		
— Hong Kong dollar	7,368.6	9,823.3
— US dollar	8,491.0	4,091.8
Call deposits and balances with custodians denominated in currencies other than Hong Kong dollar:		
— US dollar	314.6	148.4
— other currencies	140.9	172.9
	<u>16,315.1</u>	<u>14,236.4</u>

4. SECURITIES

(a) Details

	2024	2023
<u>Financial assets measured at fair value</u>		
Equity securities listed in Hong Kong	12,958.3	13,580.1
Equity securities listed outside Hong Kong	35,748.4	33,653.6
	48,706.7	47,233.7
Debt securities denominated in:		
— Hong Kong dollar	9,472.2	8,852.8
— US dollar	6,364.6	6,240.2
— other currencies	10,623.2	10,320.6
	26,460.0	25,413.6
	75,166.7	72,647.3

(b) Securities holdings exceeding 5% of the asset class as at 31 August

Issuer	Class	2024		2023	
		Fair value	% of class	Fair value	% of class
United States Treasury	Debt securities	3,273.4	12.37%	3,434.1	13.51%

5. DERIVATIVE FINANCIAL INSTRUMENTS

	2024		2023	
	Assets	Liabilities	Assets	Liabilities
Forward currency contracts, at fair value	46.5	102.5	66.9	48.0

All these forward currency contracts would mature within one year and had a total notional amount of HK\$28,768.9 million as at 31 August 2024 (2023: HK\$25,833.8 million). The notional amounts of these contracts indicate the volume of outstanding transactions and do not represent the amounts at risk.

6. RECEIVABLES AND OTHER ASSETS

	2024	2023
Proceeds receivable from investments sold	601.2	370.3
Interest and dividends receivable	548.1	456.1
	<u>1,149.3</u>	<u>826.4</u>

7. PAYABLES AND OTHER LIABILITIES

	2024	2023
Unsettled purchases of investments	714.4	435.2
Fees for investment managers	24.6	25.0
Amount due to the Government of the Hong Kong Special Administrative Region	28.4	26.6
Amount due to ex-contributors	43.1	50.8
Fees for custodians	3.4	5.4
	<u>813.9</u>	<u>543.0</u>

All these liabilities are payable within one year.

8. CONTRIBUTORS' ACCOUNT

	2024			
	Contributions	Donations from the Government and DSS schools	Dividends	Total
Additions for the year	1,488.5	3,250.4	3,890.9	8,629.8
Net transfers (to)/from Grant Schools Provident Fund	(3.0)	(2.2)	2.9	(2.3)
Withdrawals by ex-contributors	(1,250.5)	(2,868.5)	(4,225.5)	(8,344.5)
Transfers to reserve fund in accordance with Fund Rule 11(1)(a)(ii)	—	(45.4)	(9.0)	(54.4)
Net additions/(withdrawals) for the year	235.0	334.3	(340.7)	228.6
Balance brought forward from previous year	15,379.6	31,790.0	30,241.3	77,410.9
Balance carried forward	15,614.6	32,124.3	29,900.6	77,639.5

	2023			
	Contributions	Donations from the Government and DSS schools	Dividends	Total
Additions for the year	1,442.0	3,198.4	3,982.9	8,623.3
Net transfers to Grant Schools Provident Fund	(1.8)	(2.1)	(0.8)	(4.7)
Withdrawals by ex-contributors	(1,543.2)	(3,449.6)	(4,763.7)	(9,756.5)
Transfers to reserve fund in accordance with Fund Rule 11(1)(a)(ii)	—	(48.5)	(9.3)	(57.8)
Net withdrawals for the year	(103.0)	(301.8)	(790.9)	(1,195.7)
Balance brought forward from previous year	15,482.6	32,091.8	31,032.2	78,606.6
Balance carried forward	15,379.6	31,790.0	30,241.3	77,410.9

There were no donations from DSS schools for the year (2023: Nil).

An analysis of the withdrawals by ex-contributors is shown below:

	2024	2023
Retirement	4,081.3	3,462.5
Resignation	4,151.5	6,173.3
Death and ill health	44.7	51.8
Others (such as contract termination and schools ceasing to be subsidized schools or DSS schools)	67.0	68.9
	<u>8,344.5</u>	<u>9,756.5</u>

Vested contributors' benefits as at 31 August 2024 amounted to HK\$76,656.5 million (2023: HK\$76,508.6 million). This amount represents the sum which would be payable to contributors had all contributors left the Fund at that date.

9. RESERVE FUND

The reserve fund is maintained in accordance with Fund Rule 11.

10. PROVISION FOR GUARANTEED DIVIDEND

The amount represents the provision under Fund Rule 12 for the guaranteed dividend of 5% of the balance of the contributors' account which was open for the entire financial year ended 31 August 2024 and Fund Rule 14 for payment of pro rata dividends in respect of contributors' account which was not open for the entire financial year.

Fund Rule 12 provides that, where in any year the guaranteed dividend of 5% cannot be met by the Fund, the Financial Secretary may direct that an interest-free Government loan be paid to the Fund out of the general revenue to cover the balance of the guaranteed dividend which cannot be met. No such Government loan had been paid to the Fund for the year ended 31 August 2024 (2023: Nil) as the shortfall between the guaranteed dividend and the operating surplus was met by a transfer from the reserve fund (see note 16).

11. INTEREST INCOME

	2024	2023
Interest income from:		
Debt securities measured at fair value	855.6	728.1
Deposits denominated in:		
— Hong Kong dollar	283.3	346.8
— US dollar	382.8	146.7
— other currencies	0.5	0.5
	666.6	494.0
	<u>1,522.2</u>	<u>1,222.1</u>

12. DIVIDEND INCOME

	2024	2023
Dividend income from equity securities listed:		
— in Hong Kong	475.4	396.7
— outside Hong Kong	620.8	586.5
	<u>1,096.2</u>	<u>983.2</u>

13. SUPERVISION FEE

This represents the provision for the supervision fee for the year ended 31 August 2024 payable to the Government of the Hong Kong Special Administrative Region under Fund Rule 5(5) in respect of the costs incurred in administering the Fund.

14. UNCLAIMED CONTRIBUTORS' ACCOUNT BALANCE

This represents unclaimed contributors' account balances which are transferred to the reserve fund in accordance with Fund Rule 14(2).

15. DONATIONS AND DIVIDENDS TRANSFERRED FROM CONTRIBUTORS' ACCOUNT

Under Fund Rule 13, whenever a contributor with less than 10 years of continuous contributory service ceases to be employed as a teacher in a subsidized school or DSS school (as the case may be), his account shall be closed and the payment due to him shall include a percentage of all Government donations and DSS school donations (if any) and all dividends that have been declared on such donations. Donations and dividends not payable to him are transferred to the reserve fund in accordance with Fund Rule 11(1)(a)(ii).

16. PROPOSED APPROPRIATION FROM RESERVE FUND / TO INCOME AND EXPENDITURE ACCOUNT

In accordance with Fund Rule 11(3) and subject to the approval of the Board of Control, it is proposed to transfer a sum of HK\$1,421.6 million (2023: HK\$1,843.7 million) from the reserve fund to the income and expenditure account. The transfer is to cover the shortfall of the operating surplus in meeting the provision of the 5% guaranteed dividend of HK\$3,889.9 million (2023: HK\$3,890.7 million).

17. ANALYSIS OF CASH AND CASH EQUIVALENTS

	2024	2023
Fixed deposits with original maturities within three months	14.0	—
Cash at banks and call deposits and balances with custodians	<u>592.7</u>	<u>611.2</u>
TOTAL	<u>606.7</u>	<u>611.2</u>

Reconciliation with the balance sheet:

Amounts shown in the balance sheet

Cash at banks	137.2	289.9
Deposits with banks and other financial institutions	<u>16,315.1</u>	<u>14,236.4</u>
	16,452.3	14,526.3
Less: Amounts with original maturities beyond three months	<u>(15,845.6)</u>	<u>(13,915.1)</u>
Cash and cash equivalents in the statement of cash flows	<u>606.7</u>	<u>611.2</u>

18. FINANCIAL RISK MANAGEMENT

(a) Investment management and control

The day-to-day management of the Fund is the responsibility of the Treasurer who is appointed by the Director of Accounting Services under Fund Rule 5(4). The investment functions are the responsibility of the Board of Control which formulates the investment strategies of the Fund within the investment framework approved by the Financial Secretary. All sums considered by the Board of Control to be surplus to the normal cash requirements of the Fund may at the direction of the Board of Control be invested by the Treasurer as well as external investment managers who are appointed by the Board of Control with the approval of the Financial Secretary.

The Fund's investment objective is to maximise the recurrent and capital returns on the Fund assets and at the same time observe the principle of prudence.

Each year the Board of Control approves an annual investment plan consistent with the Fund's investment objective. The investment performance of the Fund is then monitored through the Investment Sub-committee which meets on a quarterly basis to review investment reports prepared by the Treasurer and to interview the Fund's external investment managers.

The investment management and control of the Fund are set out in a documented risk management and investment strategy and reviewed on a regular basis by the Board of Control.

(b) Market risk

Market risk is the risk that changes in market variables such as equity prices, interest rates and currency exchange rates may affect the fair value or cash flows of a financial instrument.

(i) Equity price risk

Equity price risk is the risk of loss arising from changes in equity prices. The Fund's investments in equity securities are subject to the equity price risk inherent in all equity securities i.e. the value of holdings may fall as well as rise. As at 31 August 2024, the equity securities were included in securities as shown in note 4. The risk is primarily addressed through diversification of investment portfolio in accordance with a documented risk management and investment strategy, and the Fund monitors the risk on a continuous basis.

As at 31 August 2024, it is estimated that a 10% increase/decrease in the market bid prices of the equity securities, with all other variables held constant, would have increased/decreased the net realised and revaluation gains recognised in the reserve fund for the year by HK\$4,870.7 million (2023: increased/decreased the net realised and revaluation gains by HK\$4,723.4 million).

(ii) Interest rate risk

Interest rate risk is the risk that the fair value or future cash flows of a financial instrument will fluctuate because of changes in market interest rates. This can be further classified into fair value interest rate risk and cash flow interest rate risk.

Fair value interest rate risk is the risk that the fair value of a financial instrument will fluctuate because of changes in market interest rates. Since a substantial portion of the Fund's debt securities and all of its deposits with banks and other financial institutions bear interest at fixed rates, their fair values will fall when market interest rates increase. Investments in debt securities are made in accordance with a documented risk management and investment strategy, and the Fund monitors the fair value interest rate risk on a continuous basis.

As at 31 August 2024, it is estimated that an increase/decrease of 100 basis points in interest rates, with all other variables held constant, would have decreased/increased the net realised and revaluation gains recognised in the reserve fund for the year by HK\$1,462.7 million (2023: decreased/increased the net realised and revaluation gains by HK\$1,389.5 million). As regards deposits with banks and other financial institutions, since they are all stated at amortised cost, changes in market interest rates will not affect their carrying amounts and the Fund's net realised and revaluation gains/losses recognised in the reserve fund for the year.

Cash flow interest rate risk is the risk that future cash flows of a financial instrument will fluctuate because of changes in market interest rates. The Fund does not have a significant exposure to cash flow interest rate risk because only a small portion of its debt securities bear interest at rates determined by reference to market interest rates.

(iii) Currency risk

Currency risk is the risk that the fair value or future cash flows of a financial instrument will fluctuate due to changes in currency exchange rates. The Fund's investments denominated in foreign currencies are exposed to currency risk. The Fund only makes investments denominated in Hong Kong dollar, US dollar, Renminbi and currencies of countries whose foreign currency long-term debt has a high credit rating. The Fund's exposure to currency risk is handled in accordance with a documented risk management and investment strategy, and the Fund monitors the risk on a continuous basis.

The net exposure to each currency at the reporting date arising from recognised assets and liabilities after taking into account the effect of forward currency contracts is shown below:

	2024	2023
Hong Kong dollar	35,728.3	38,245.4
US dollar	35,654.2	29,209.1
Renminbi	5,362.2	5,181.2
Euro	5,014.5	5,336.7
Japanese yen	3,405.3	3,308.7
Pound sterling	1,896.8	1,839.1
Others	4,837.1	4,355.7
	<u>91,898.4</u>	<u>87,475.9</u>

As at 31 August 2024, it is estimated that, with all other variables held constant:

- a 0.5% increase/decrease in the exchange rate of US dollar against Hong Kong dollar would have increased/decreased the net realised and revaluation gains recognised in the reserve fund for the year by HK\$178.3 million (2023: increased/decreased the net realised and revaluation gains by HK\$146.0 million); and
- a 5% increase/decrease in the exchange rates of other currencies against Hong Kong dollar would have increased/decreased the net realised and revaluation gains recognised in the reserve fund for the year by HK\$1,025.8 million (2023: increased/decreased the net realised and revaluation gains by HK\$1,001.1 million).

(c) Credit risk

Credit risk is the risk that an issuer or a counterparty will cause a financial loss to the Fund by failing to discharge an obligation. Cash at banks, deposits with banks and other financial institutions, debt securities, derivative financial instruments, and receivables and other assets are potentially subject to credit risk. The Fund selects issuer or counterparty with good credit standing, strong financial strength and sizeable capital. The Fund also limits the individual exposure, in accordance with a documented risk management and investment strategy, and monitors credit risk on a continuous basis. Hence, the Fund does not have significant exposures to or concentration of credit risk, and the Fund's exposure to credit risk is considered to be limited.

While the financial assets measured at amortised cost are subject to the impairment requirements, the Fund has estimated that their expected credit losses are immaterial and considers that no loss allowance is required.

The maximum exposure to credit risk at the reporting date without taking account of collateral held or other credit enhancements, if any, is shown below:

	2024	2023
Cash at banks	137.2	289.9
Deposits with banks and other financial institutions	16,315.1	14,236.4
Debt securities	26,460.0	25,413.6
Derivative financial instruments	46.5	66.9
Receivables and other assets	<u>1,149.3</u>	<u>826.4</u>
	<u><u>44,108.1</u></u>	<u><u>40,833.2</u></u>

The credit quality of cash at banks, deposits with banks and other financial institutions and debt securities, analysed by the ratings designated by Moody's or their equivalents, at the reporting date is shown below:

	2024	2023
Cash at banks and deposits with banks and other financial institutions, by credit rating		
Aa1 to Aa3	6,924.7	6,599.6
A1 to A3	<u>9,527.6</u>	<u>7,926.7</u>
	<u><u>16,452.3</u></u>	<u><u>14,526.3</u></u>
Debt securities, by credit rating		
Aaa	6,211.1	5,948.7
Aa1 to Aa3	8,018.3	6,972.2
A1 to A3	11,876.8	12,084.6
Baa1 to Baa3	<u>353.8</u>	<u>408.1</u>
	<u><u>26,460.0</u></u>	<u><u>25,413.6</u></u>

(d) **Liquidity risk**

Liquidity risk is the risk that the Fund will encounter difficulty in meeting obligations associated with financial liabilities. The Fund monitors the liquidity requirements on a continuous basis and maintains a level of short-term deposits and cash to pay withdrawals by ex-contributors as necessary. Hence the Fund does not have significant exposures to liquidity risk.

19. **FAIR VALUES OF FINANCIAL INSTRUMENTS**

The fair value of financial instruments classified under Level 1 is based on the quoted market prices of these financial instruments at the reporting date, without any deduction for estimated future selling costs.

In the absence of such quoted prices, the fair value of financial instruments classified under Level 2 is estimated using present value or other valuation techniques which maximise the use of observable data, using inputs based on market conditions existing at the reporting date.

(a) **Financial instruments measured at fair value on a recurring basis**

The carrying values of financial instruments measured at fair value at the reporting date according to the fair value hierarchy are shown below:

As at 31 August 2024

	Level 1	Level 2	Total
Assets			
Securities measured at fair value	48,706.7	26,460.0	75,166.7
Derivative financial instruments	—	46.5	46.5
	<u>48,706.7</u>	<u>26,506.5</u>	<u>75,213.2</u>
Liabilities			
Derivative financial instruments	—	102.5	102.5
	<u>—</u>	<u>102.5</u>	<u>102.5</u>

As at 31 August 2023

	Level 1	Level 2	Total
Assets			
Securities measured at fair value	47,233.7	25,413.6	72,647.3
Derivative financial instruments	0.1	66.8	66.9
	<u>47,233.8</u>	<u>25,480.4</u>	<u>72,714.2</u>
Liabilities			
Derivative financial instruments	0.1	47.9	48.0
	<u>0.1</u>	<u>47.9</u>	<u>48.0</u>

(b) Financial instruments not measured at fair value on a recurring basis

All other financial instruments are stated in the balance sheet at amounts equal to or not materially different from their fair values.

20. POSSIBLE IMPACT OF AMENDMENTS, NEW STANDARDS AND INTERPRETATIONS ISSUED BUT NOT YET EFFECTIVE FOR THE YEAR ENDED 31 AUGUST 2024

Up to the date of issue of these financial statements, the HKICPA has issued a number of amendments, new standards and interpretations which are not yet effective for the year ended 31 August 2024 and which have not been early adopted in these financial statements. These include the following which may be relevant to the Fund.

Effective for accounting periods
beginning on or after

HKFRS 18 “Presentation and Disclosure in
Financial Statements”

1 January 2027

The Fund is in the process of making an assessment of the expected impact of these amendments, new standards and interpretations in the period of initial application. So far, it has concluded that the adoption of them is unlikely to have a significant impact on the financial statements.